

# Disc Ceramic Capacitors



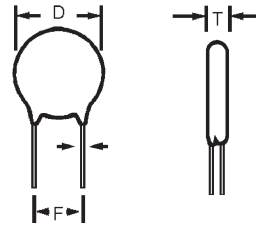
## AC and Switch Mode Epoxy Coated

### CAPACITORS FOR AC AND SWITCH MODE APPLICATIONS

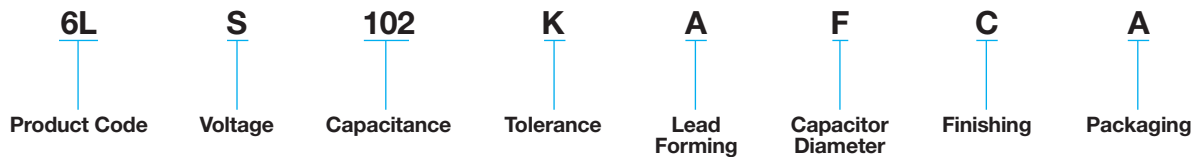
These capacitors are made of a new dielectric compound specially developed for AC or switch mode circuits that can generate dielectric heat which is limiting factor on other ceramic disc capacitors.

This new series adds the advantages of class I (low loss factor) with the advantages of class II capacitors (small sizes and lower costs).

The capacitors are epoxy coated, flame retardant class UL 94-V0. They meet the standards of the telecom and data processing industry. They are particularly suited for TV deflection and power supply circuits.



### HOW TO ORDER



### PERFORMANCE CHARACTERISTICS

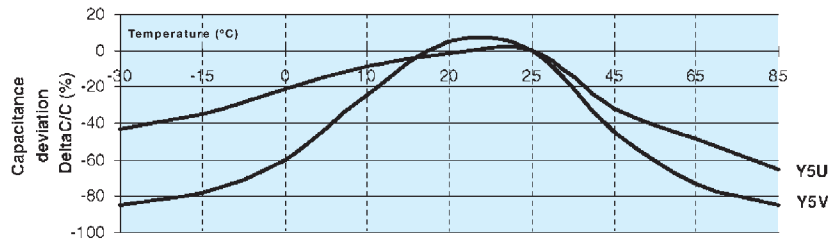
Measured at	1.0 kHz / 0.3 Vrms / 25°C				
Dissipation Factor (%)	6LR / 6LS / 6LT ≤ 0.5% 67S / 68S ≤ 0.8%				
Capacitance Tolerance	6LR ±10% ±20% -20 +50%	6LS ±10% ±20% -20 +50%	6LT ±10% ±20% -20 +50%	67S ±20% -20 +50%	68S -20 +50%
Insulation Resistance (IR)	@ 500V → ≥ 10 GΩ				
Dielectric Strength NOTE: Charging current limited to 50 mA	1.5 x V <sub>R</sub> + 500 (DC) Between leads and body insulation				
dV/dt test	up to 3.5 kV/μsec				
Operating Temperature Range (°C)	-40... +125°C				
Climatic Category	30 / 85 / 56 Epoxy Coated				
Max. Temp. rise on the external surface of the capacitor related to ambient	Measured at 20mm from the capacitor				T <sub>max</sub> = T <sub>amb</sub> + 20°C

# Disc Ceramic Capacitors



## AC Switch Mode Epoxy Coated

### TEMPERATURE COEFFICIENT – TYPICAL CURVES



### CERTIFICATION BODY APPROVALS

	Standard	6LR		6LS		67S	
		Certificate Number	Rated Voltage	Certificate Number	Rated Voltage	Certificate Number	Rated Voltage
UL	UL 1414	E 147842	250 VAC	E 147842	250 VAC	E 147842	250 VAC

### APPROVED LOGOS



### CAPACITANCE VS. DISC DIAMETER

millimeters (inches)

Temp. Coefficient	Y5P			Y5U	Y5V					
Digits 1, 2, 3 of P.N.	6LR	6LS	6LT	67S	68S					
Rated Voltage (V <sub>R</sub> )	1000 VDC 130 VAC	2000 VDC 250 VAC	3000 VDC 380 VAC	2000 VDC 250 VAC	2000 VDC 250 VAC					
C <sub>R</sub> (pF)										
100	6.0 (0.236)	6.0 (0.236)	6.0 (0.236)	8.0 (0.315)	10.0 (0.394)					
120										
150										
180										
220										
270										
330	7.0 (0.276)	8.0 (0.315)	9.0 (0.354)	10.0 (0.394)	12.0 (0.472)					
390										
470										
560										
680										
820										
1000	8.0 (0.315)	10.0 (0.394)	12.0 (0.472)	14.0 (0.551)	16.0 (0.630)					
1200										
1500										
1800										
2200										
2700										
3300	14.0 (0.551)	16.0 (0.630)	19.0 (0.748)	12.0 (0.472)	14.0 (0.551)					
3900										
4700										
10000						16.0 (0.630)	19.0 (0.748)	25.0 (0.984)	30.0 (1.181)	35.0 (1.378)
	11.0 (0.433)	14.0 (0.551)	19.0 (0.748)	25.0 (0.984)	30.0 (1.181)					

